

COVERED BOND PROGRAMME QUARTERLY REPORT

Report Date 4Q/2022

ISSUER

Issuer:	Všeobecná úverová banka, a.s.	Rating:	Moody's
Group	Intesa Sanpaolo Group	Issuer	A2
Controlling authority	National Bank of Slovakia	Covered Bond	Aa1

COVERED BOND PROGRAMME

Cover assets:

Base assets - Mortgage loans secured by residential property (nominal value incl. accrued interest)	4 405 155 269 €
Liquid assets (fair value)	345 226 032 €
Additional assets (fair value)	0 €
Derivates (fair value)	0 €

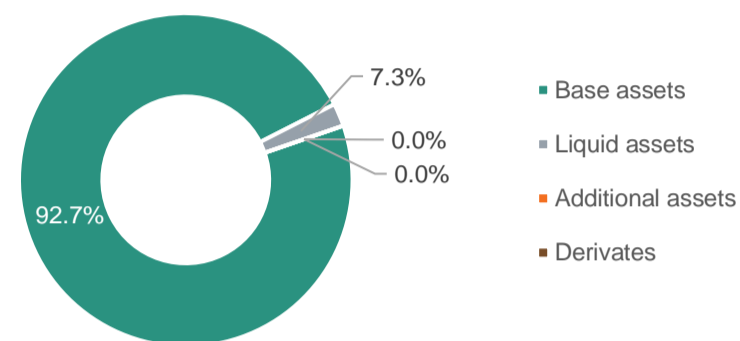
Covered bonds:

Outstanding value of covered bonds (nominal value incl. accrued interest)	3 983 488 557 €
---	-----------------

Coverage and Overcollateralization (OC):

Current OC	19.1%
Legal OC	5.0%
Higher OC (set in Terms and Conditions)	0.0%
Required coverage	4 183 745 504 €
Available coverage	4 750 381 300 €

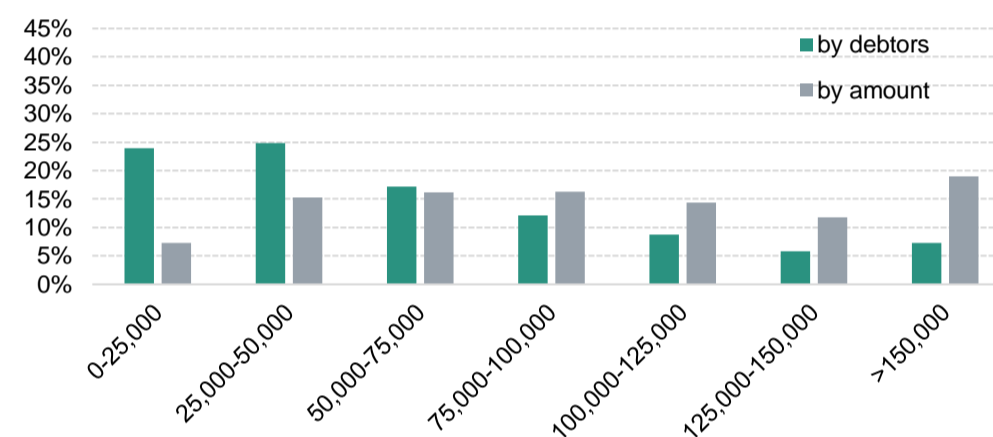
Cover Pool Structure



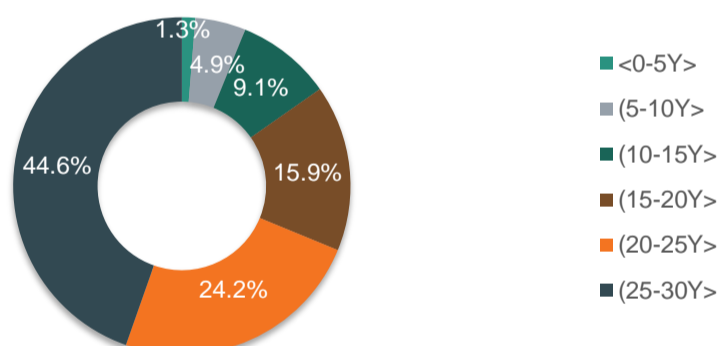
BASE ASSETS - RESIDENTIAL MORTGAGE LOANS

Outstanding amount of mortgage loans	4 405 155 269 €
Average outstanding loan amount	55 618 €
Average original loan amount	68 189 €
Number of loans	79 204
Number of debtors	65 833
Percentage of loans more than 90 days past due	0.00%
Denomination	100% in EUR
Average maturity	22.3 years
Average utilization	3.8 years
Average LTV	60.5%
Weighted average interest rate	1.2%
Interest rate	100% with fixed interest rate
Typ of borrower	100% retail

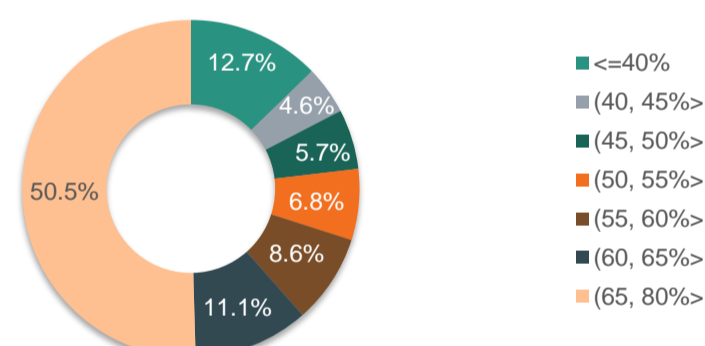
Current Outstanding Balance Distribution



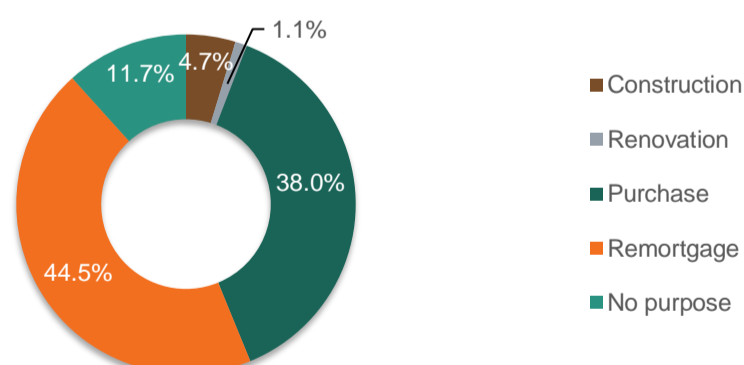
Residual Maturity Distribution



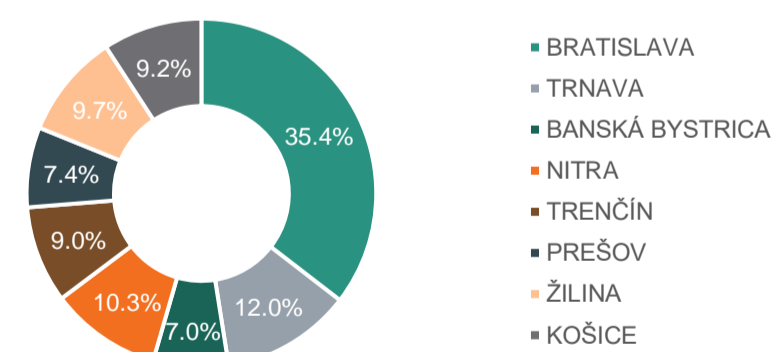
Residual LTV Distribution



Loan Purpose Distribution



Regional Distribution



The evaluation of properties securing mortgage loans in cover pool:

The value of property for buying is set as the lowest from selling price, the value determined by the appraisal expert and the price calculated according to internal rule. In case of residential property under construction the value is calculated as the lowest from assumption of its future value and contractual price. For refinancing or non-purpose mortgage loan the property price is set according to the value calculated by appraisal expert. The reevaluation is realized by using the statistical method on annual basis.

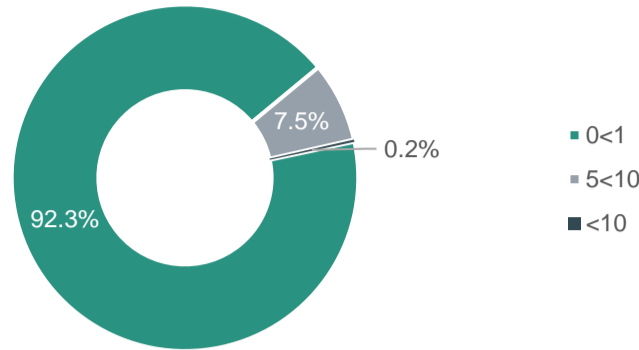
LIQUID ASSETS & ADDITIONAL ASSETS & HEDGING

Liquid assets:

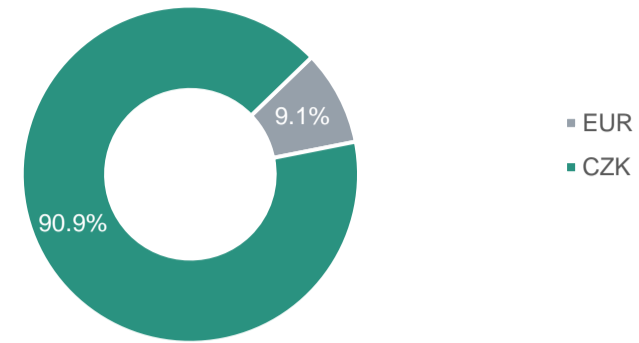
Liquid assets (fair value)

345 226 032 €

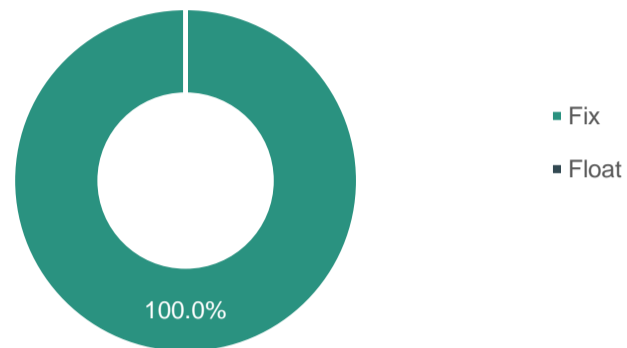
Residual maturity distribution



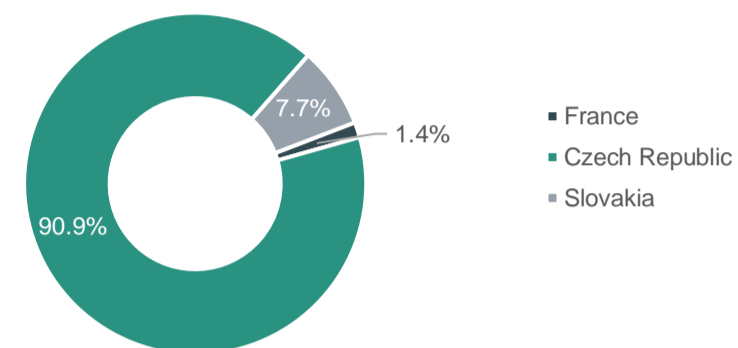
Distribution by currency denomination



Distribution by interest rate type



Geographical distribution



Additional assets:

Additional assets (fair value)

0 €

Hedging:

There are no derivatives in the cover pool as the Issuer manages the risk on a Banking Book level.

The evaluation of liquid and additional assets:

Securities used as liquid or additional assets in cover pool are appraised in line with actual market prices in Bloomberg, in case of Slovak bonds the model of Slovak market makers is used.

COVERED BONDS

Outstanding covered bonds:

Outstanding value

3 983 488 557 €

Number of issues

21

Average residual maturity

3.3 years

Denomination

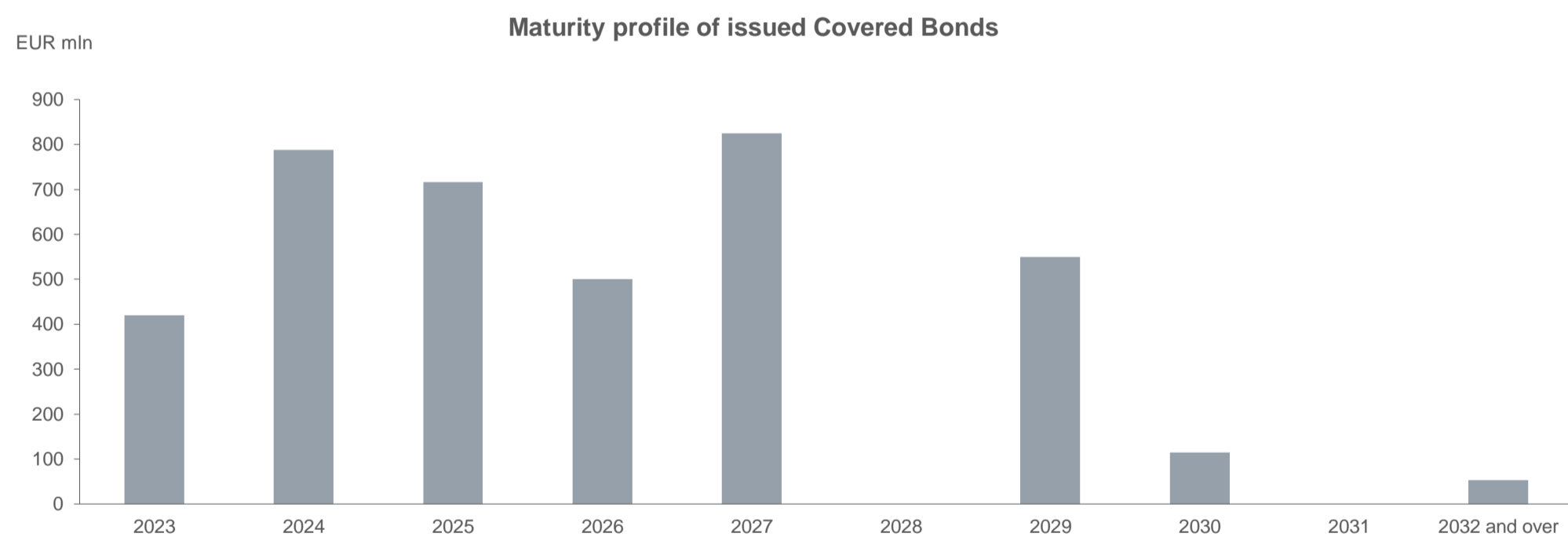
100% EUR

Interest Rate

100% fix

Maturity Type

Soft bullet*



* The extension of maturity can only apply to banks that are in receivership or under an adjudication of bankruptcy, or if a proposal to commence resolution proceedings against a bank was submitted. The maturity of covered bond's principal may be extended by a maximum of 24 months. Extensions of covered bond maturity must not result in a change in the order of maturities of covered bond issues from the original order.

Outstanding VUB Covered Bond issues

ISIN	Outstanding issued amount	Currency	Coupon (%)	Issue date	Maturity date
SK4120005547	33 193 920 €	EUR	5.000	5.9.2007	5.9.2032
SK4120005679	19 916 352 €	EUR	4.900	29.11.2007	29.11.2037
SK4120006271	16 596 960 €	EUR	5.100	26.9.2008	26.9.2025
SK4120008228	15 000 000 €	EUR	5.350	29.11.2011	29.11.2030
SK4120008608	25 000 000 €	EUR	4.700	21.6.2012	21.6.2027
SK4120008939	70 000 000 €	EUR	3.350	16.1.2013	15.12.2023
SK4120009887	38 000 000 €	EUR	2.550	27.3.2014	27.3.2024
SK4120010364	50 000 000 €	EUR	2.250	14.11.2014	14.11.2029
SK4120010794	100 000 000 €	EUR	1.250	9.6.2015	9.6.2025
SK4120011065	100 000 000 €	EUR	1.200	29.9.2015	29.9.2025
SK4120011149	100 000 000 €	EUR	1.600	29.10.2015	29.10.2030
SK4120011529	100 000 000 €	EUR	0.600	21.3.2016	21.3.2023
SK4120012469	250 000 000 €	EUR	0.500	18.1.2017	18.1.2024
SK4120012824	250 000 000 €	EUR	1.050	27.4.2017	27.4.2027
SK4120014168	250 000 000 €	EUR	0.500	26.6.2018	26.6.2023
SK4120014531	50 000 000 €	EUR	1.500	5.10.2018	15.12.2027
SK4120015108	500 000 000 €	EUR	0.250	26.3.2019	26.3.2024
SK4000015475	500 000 000 €	EUR	0.500	26.6.2019	26.6.2029
SK4000017455	500 000 000 €	EUR	0.010	23.6.2020	23.6.2025
SK4000018693	500 000 000 €	EUR	0.010	24.3.2021	24.3.2026
SK4000020491	500 000 000 €	EUR	0.875	22.3.2022	22.3.2027

Additional information in accordance with Act No. 483/2001 on Banks and amending certain laws , Section 37 (9) you can find at:
[Information about bank activities | VÚB banka \(vub.sk\)](#)